



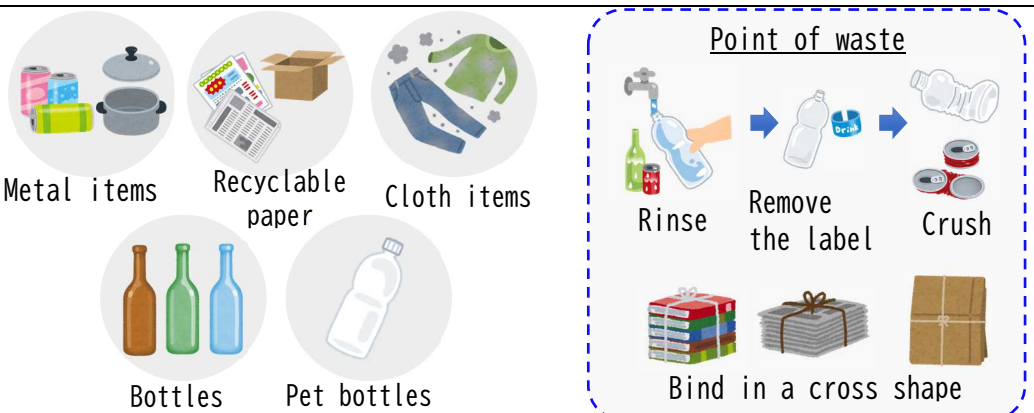


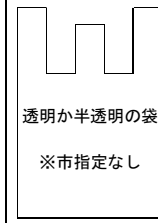

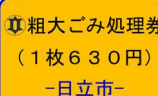







Guide to Sorting and Disposing of Garbage in Hitachi City

contact information
 Resources Recycling Promotion Division (TEL : 22-3111)
 Cleaning Center (TEL : 24-5353)

Category of Garbage	Major Types of Waste for Disposal	How to Dispose of Garbage
Burnable waste	 <p>Food Waste Plastic Items Leather Goods Diaper Fabric products Dry leaves and twigs</p>	 <p>Twice a week Please use the city-designated waste disposal bags (blue) and place them at the designated incinerable waste collection point by 8:30 AM.</p>
Non-Burnable Garbage	 <p>Rice bowl Glasses and cups Clay pot Vase Flower pot</p>	 <p>Once a month Please use the city-designated waste disposal bags (green) and place them at the non-burnable waste collection point (same location as the recyclable resource collection point) by 8:30 AM.</p>
Recyclables	 <p>Metal items Recyclable paper Cloth items Bottles Pet bottles</p> <p>Point of waste Rinse Remove the label Crush Bind in a cross shape</p>	<p>Once a month Please place it in the recycling collection site by 8:30 AM and dispose of it following the rules.</p>  <p>段ボール 新聞 布類 アルミ缶 スチール缶 ペットボトル</p>
Harmful waste	 <p>light bulbs dry battery Disposable lighter mobile battery Mercury thermometer</p>	 <p>Once a month Please use a translucent bag or similar, ensuring that the contents are visible, and dispose of it at the hazardous waste collection site (located at the same place as the recycling collection site).</p>
Bulky Waste (Large/Medium)	 <p>Chest of drawers Table Sofa Futon Bicycle</p>	<p>Pre-registration-based household collection</p> <p>① Purchase a bulky waste processing ticket at a sales outlet and affix it to the bulky waste. Height + Width + Depth ≥ 3m: 2 tickets (1,260 yen) Height + Width + Depth < 3m: 1 ticket (630 yen)</p> <p>② Please call the bulky waste reception center. (TEL: 0294-21-5326) Japanese only.</p> <p>③ Place it in front of the entrance on the collection day.</p> 
Bulky waste (small)	 <p>Umbrella Pot Smartphone Hairdryer Game console</p>	 <p>Once a month Please use the designated city waste disposal bag (pink color) and place bulky waste (small) at the bulky waste collection point (same location as the recycling resource collection point) by 8:30 a.m.</p>
Non-collectible waste	 <p>Television Air conditioner Refrigerator Washing machine Tire Fire extinguisher</p>	<p>Not collected by the city Please inquire at the store where purchased or contact the cleaning center.</p>

Please check the garbage calendar for collection dates.

Other methods of disposing of garbage

Method	Items that can be disposed	Notes															
Bringing garbage to the cleaning center 	Burnable waste, non-burnable waste, hazardous waste, bulky waste, recyclables from households within the city *Items not collected by the city cannot be brought in. *No need to put them in city-designated garbage disposal bags.	Time: 8:30 AM to 11:30 AM, 1:00 PM to 4:00 PM Vehicle allowed: Only four-wheeled vehicles (up to 2 tons) Fees: <table border="1"> <thead> <tr> <th>Garbage weight</th> <th>Fees</th> </tr> </thead> <tbody> <tr> <td>Up to 50kg</td> <td>300yen</td> </tr> <tr> <td>From over 50kg up to 100kg</td> <td>500yen</td> </tr> </tbody> </table> ※ An additional 500 yen will be charged for every 50 kg exceeding 100 kg.	Garbage weight	Fees	Up to 50kg	300yen	From over 50kg up to 100kg	500yen									
Garbage weight	Fees																
Up to 50kg	300yen																
From over 50kg up to 100kg	500yen																
Holiday collection point 	recyclables metals, paper, fabric glass bottles, PET bottles 	Date and Time: Every second Sunday of the month, from 9:00 AM to 11:00 AM. <table border="1"> <thead> <tr> <th>Region</th> <th>Location</th> <th>Schedule</th> </tr> </thead> <tbody> <tr> <td>North Area</td> <td>Toyora Community Center, Second Parking Lot</td> <td>April, August, December</td> </tr> <tr> <td>City Hall</td> <td>City Hall West Side Parking Lot</td> <td>May, September, January</td> </tr> <tr> <td>Taga</td> <td>Kawarago Port Front Parking Lot</td> <td>June, October, February</td> </tr> <tr> <td>South Area</td> <td>Kujigawa Hitachi Minami Community Center</td> <td>July, November, March</td> </tr> </tbody> </table>	Region	Location	Schedule	North Area	Toyora Community Center, Second Parking Lot	April, August, December	City Hall	City Hall West Side Parking Lot	May, September, January	Taga	Kawarago Port Front Parking Lot	June, October, February	South Area	Kujigawa Hitachi Minami Community Center	July, November, March
Region	Location	Schedule															
North Area	Toyora Community Center, Second Parking Lot	April, August, December															
City Hall	City Hall West Side Parking Lot	May, September, January															
Taga	Kawarago Port Front Parking Lot	June, October, February															
South Area	Kujigawa Hitachi Minami Community Center	July, November, March															