






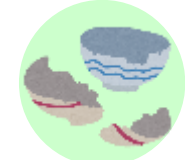











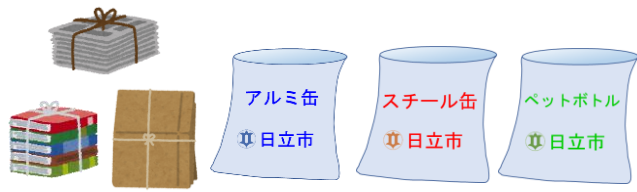











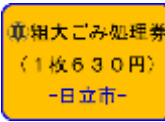

















# Guide to Sorting and Disposing of Garbage in Hitachi City

contact information  
Waste Reduction Promotion Division  
(TEL : 0294-22-3111)  
Cleaning Center (TEL : 0294-24-5353)

Categorization of Garbage	Major Types of Waste for Disposal	How to Dispose of Garbage
Burnable waste	 Food Waste  Plastic Items  Leather Goods  Diaper  Fabric products  Dry leaves and twigs	 <b>Twice a week</b> Please use the city-designated waste disposal bags (blue) and place them at the designated incinerable waste collection point by 8:30 AM.
Non-Burnable Garbage	 Rice bowl  Glasses and cups  Clay pot  Vase  Flower pot	 <b>Once a month</b> Please use the city-designated waste disposal bags (green) and place them at the non-burnable waste collection point (same location as the recyclable resource collection point) by 8:30 AM.
Recyclables	 Metal items  Recyclable paper  Cloth items  Bottles  Pet bottles 	<b>Once a month</b> Please place it in the recyclable resource collection point by 8:30 AM and dispose of it following the rules. 
Harmful waste	 light bulbs  dry battery  Disposable lighter  mobile battery  Mercury thermometer	 <b>Once a month</b> Please use a translucent bag or similar, ensuring that the contents are visible, and dispose of it at the hazardous waste collection site (same location as the recyclable resource collection point).
Bulky Waste (Large/Medium)	 Chest of drawers  Table  Sofa  Futon  Bicycle	<b>Pre-registration-based household collection</b> ①Purchase a bulky waste processing ticket at a sales outlet and affix it to the bulky waste. Height + Width + Depth ≥ 3m:2 tickets(1,260 yen) Height + Width + Depth < 3m:1 ticket (630 yen) ②Please call the bulky waste reception center. (TEL: 0294-21-5326) <u>Japanese only.</u> ③Place the bulky waste in front of your building on the collection day. 
Bulky waste (small)	 Umbrella  Pot  Smartphone  Hairdryer  Game console	 <b>Once a month</b> Please use the designated city waste disposal bag (pink color) and place bulky waste (small) at the bulky waste collection point (same location as the recyclable resource collection point) by 8:30 a.m.
Non-collectible waste	 Television  Air conditioner  Refrigerator  Washing machine  Tire  Fire extinguisher	<b>Not collected by the city</b> Please inquire at the store where purchased or contact the cleaning center.

Please check the garbage calendar for collection dates.

## Other methods of disposing of garbage

Method	Items that can be disposed	Notes															
Bringing garbage to the cleaning center 	<u>Burnable waste, non-burnable waste, hazardous waste, bulky waste, recyclables</u> from households within the city *Garbage not collected by the city cannot be brought in. *No need to put them in city-designated garbage disposal bags.	Time: 8:30 AM to 11:30 AM, 1:00 PM to 4:00 PM Vehicle allowed: Only four-wheeled vehicles (up to 2 tons) Fees: <table><tr><th>Garbage weight</th><th>Fees</th></tr><tr><td>Up to 50kg</td><td>300yen</td></tr><tr><td>From over 50kg up to 100kg</td><td>500yen</td></tr></table> ※ An additional 500 yen will be charged for every 50 kg exceeding 100 kg.	Garbage weight	Fees	Up to 50kg	300yen	From over 50kg up to 100kg	500yen									
Garbage weight	Fees																
Up to 50kg	300yen																
From over 50kg up to 100kg	500yen																
Holiday collection point 	recyclables metals, paper, fabric glass bottles, PET bottles 	Date and Time: Every second Sunday of the month, from 9:00 AM to 11:00 AM. <table><tr><th>Region</th><th>Location</th><th>Schedule</th></tr><tr><td>North Area</td><td>Toyoura Community Center, Second Parking Lot</td><td>April, August, December</td></tr><tr><td>City Hall</td><td>City Hall West Side Parking Lot</td><td>May, September, January</td></tr><tr><td>Taga</td><td>Kawarago Port Front Parking Lot</td><td>June, October, February</td></tr><tr><td>South Area</td><td>Kujigawa Hitachi Minami Community Center Parking Lot</td><td>July, November, March</td></tr></table>	Region	Location	Schedule	North Area	Toyoura Community Center, Second Parking Lot	April, August, December	City Hall	City Hall West Side Parking Lot	May, September, January	Taga	Kawarago Port Front Parking Lot	June, October, February	South Area	Kujigawa Hitachi Minami Community Center Parking Lot	July, November, March
Region	Location	Schedule															
North Area	Toyoura Community Center, Second Parking Lot	April, August, December															
City Hall	City Hall West Side Parking Lot	May, September, January															
Taga	Kawarago Port Front Parking Lot	June, October, February															
South Area	Kujigawa Hitachi Minami Community Center Parking Lot	July, November, March															